


THERMOSPAN® 125 INSULATED SECTIONAL STEEL DOORS



INSULATED SECTIONAL STEEL DOORS CUT YOUR TOTAL COST

Wayne Dalton's Thermospan® 125 doors feature continuous foamed-in-place polyurethane insulation and standard joint seals that provide a U-factor  of 0.20 and an R-value of 10.79. As a result, the door's construction provides a substantially higher thermal efficiency than industry standard polystyrene insulated doors.


Thermospan® 125 are the only doors in the industry with patented, roll-formed integral struts on each section, making them the most rigid doors available.

- » THERMALLY EFFICIENT
U-FACTOR  : 0.20
R-VALUE: 10.79
- » STANDARD SIZES UP TO
18'4" WIDE AND 16'1" HIGH
- » COMPETITIVELY PRICED
- » COMMERCIAL DURABILITY
- » INTEGRAL STEEL STRUTS
FOR SUPERIOR STRENGTH

THERMOSPAN® 125

STANDARD FEATURES OVERVIEW

THERMAL EFFICIENCY

U-FACTOR* 	0.20
R-VALUE**	10.79
THERMAL BREAK	Thermoplastic Adhesive

CONSTRUCTION

PANEL THICKNESS	7/8" (22.23 mm)
MAX WIDTH	18'4"
MAX HEIGHT	16'1"
EXTERIOR STEEL	.012" (.305 mm)
INTERIOR	Roll formed with two 1-3/4" integral struts sealed with polypropylene rib caps
STANDARD SPRINGS	10,000 cycle
INTERIOR COLOR	White
EXTERIOR COLOR	White

CODES AND ASTM STANDARD CLASS

STC (ASTM E 413)	Class 21
OITC (ASTM E 1332)	Class 18
ASTM E 84	Class A (FS 10 or less/SD 210 or less)
UBC 17-5	Meets
ASTM D 1929	Flash ignition = 734° F Self ignition = 950° F

WARRANTY

TERMS	Eight (8) years against cracking, splitting, rust deterioration and delamination. One (1) year against defects in material and workmanship.
-------	--

OPTIONS

- Vision lites
- Chain hoist operation
- Motor operation
- Sensing edges
- Photo eyes
- 3" track option
- High cycle spring (25k, 50k, 100k)
- Solid shafts
- Perimeter weatherseal
- Special track designs
- Mullions



Wayne Dalton participates in the DASMA Thermal Performance Verification Program. The program verifies the thermal performance of sectional doors. The lower the U-factor rating, the better the thermal performance.



Symbol indicates verified U-factor rating in accordance with the DASMA Thermal Performance Verification Program.

*U-factor is independently tested and verified per ANSI/DASMA 105 using solid doors and specific product sizes.

**Wayne Dalton uses a calculated door section R-value for our insulated doors.

Ideal for applications where thermal efficiency and competitive cost are important, Wayne Dalton's Thermospan® 125 features a foamed-in-place polyurethane core firmly bonded to hot-dipped galvanized inner and outer skins.

Integral roll-formed struts per section add rigidity and strength, making the Thermospan® 125 suitable for commercial and industrial applications.

The patented Thermospan® design demonstrates that overhead doors need not be the weak link in an energy-efficient building.

MATERIALS AND CONSTRUCTION

Thermospan® 125 doors feature pre-painted inner and outer skins made from hot-dipped galvanized steel for added corrosion protection.

The exterior surface is pebbled and grooved, enhancing the appearance while providing improved strength, and each section is reinforced with two 1-3/4" integral roll-formed struts for even greater rigidity.

Hot-dipped 18-gauge galvanized end caps offer a superior surface for hinge attachment.

Our standard joint seal reduces air infiltration. The seal combined with the polyurethane core provides excellent thermal efficiency.

Factory-installed vision lites (24" x 6") are available, as are automatic door openers.



Thermospan® 125 is available with the TruChoice® Color System, Wayne Dalton's custom painting process that offers more than 6,000 colors. See dealer for details.

Actual colors may vary from brochure due to fluctuations in the printing process. Always request a color sample from your Dealer for accurate color matching.

SECTIONAL STEEL DOORS



LITE OPTIONS




Thermolite™ 24" x 6"

FINISH OPTIONS



White
Embossed
Stucco



White
Smooth

DOOR CONSTRUCTION

Pre-painted (white polyester finish) inner and outer skins provide corrosion resistance. Both skins are hot-dipped galvanized steel for further protection against corrosion.

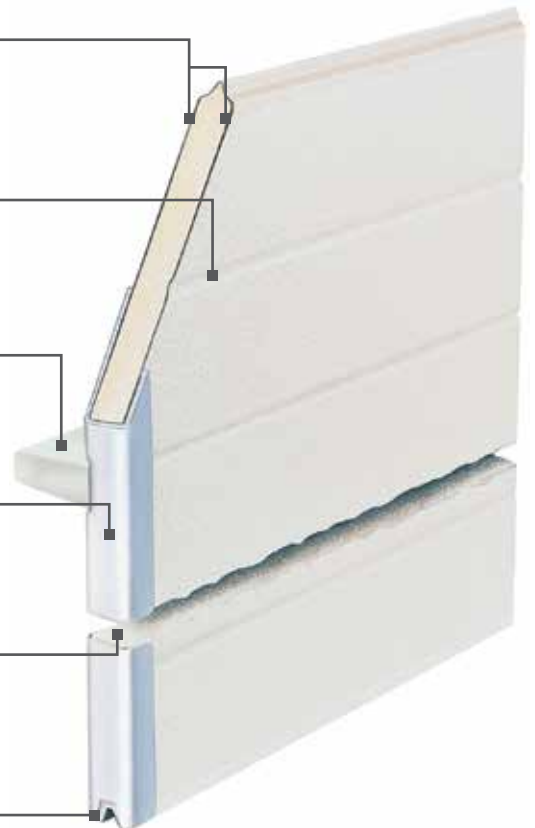
Pin stripes (grooves) and pebble finish on outer skin add strength and enhance appearance.

Two integral 1-3/4" roll-formed struts per section add rigidity and strength. (industry exclusive)

18-gauge hot-dipped galvanized steel "wrap-around" end caps offer interior hinge attachment surface and exterior leg for proper seal against jamb.

Solid polyurethane core adds to insulating efficiency.

Standard joint seal prevents air infiltration and saves energy.



Wind load options available



GENERAL OPERATING CLEARANCES

TYPE	HEADROOM		SIDEROOM		DEPTH INTO ROOM	CENTER LINE OF SPRINGS	
	2" TRACK	3" TRACK	2" TRACK	3" TRACK	2" AND 3" TRACK	2" TRACK	3" TRACK
Standard Lift Manual 12" R	13"-17"	NA	4.5"	5.5"	Opening Height +18"	Opening Height +12"	N/A
Standard Lift Manual 15" R	15"-20"	16"-21"				Opening Height +13"	Opening Height +14"
Standard Lift Motor Oper. 12" R	15"-20"	NA			Opening Height +66"	Opening Height +12"	N/A
Standard Lift Motor Oper. 15" R	15"-20"	18"-24"				Opening Height +13"	Opening Height +14"
High Lift Manual	High Lift +12"		24" One Side		Opening Height -Lift +30"	Opening Height +Lift +6.5"	Opening Height +Lift +7.5"
High Lift Motor Oper.							
Vertical Lift Manual	Door Height +20"		4.5"	5.5"	18"	Double Door Height +13"	
Vertical Lift Motor Oper.			24" One Side				
Low Headroom Manual	6"-15"	6"-15"	6"	9"	Opening Height +20" to -26"	N/A	
Low Headroom Motor Oper.	9"-17"	9"-17"			Opening Height +66"		

NOTES:

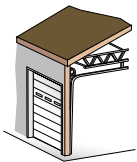
- 1) Springs must be rear mount to achieve minimum headroom listed. Front mount torsion headroom depends on drum size, and varies over the range listed.
- 2) 8" side-room required, one side, for doors with chain hoist.
- 3) Headroom for standard lift depends on drum size, and varies over the range listed.

PANEL/SECTION SELECTION GUIDE

DOOR WIDTH	NUMBER OF PANELS	NUMBER OF LITES
Up to 9'2"	2	2 or 3
9'3" to 12'2"	3	3 or 4
12'3" to 16'2"	4	4 or 5
16'3" to 18'4"	5	5

DOOR HEIGHT	NUMBER OF SECTIONS
Up to 8'1"	4
8'8" to 10'1"	5
10'5" to 12'1"	6
12'-2" to 14'-1"	7
14'-2" to 16'-1"	8
16'2" & Up	Call Factory

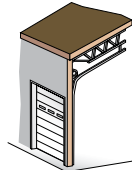
TRACK SELECTION GUIDE



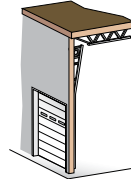
STANDARD LIFT



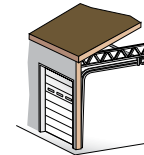
HIGH LIFT
break-away is standard, straight incline is available



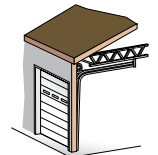
ROOF PITCH
standard or high lift



VERTICAL LIFT
break-away is standard, straight incline is available



LOW HEADROOM
rear mount torsion



LOW HEADROOM
front mount torsion



Architect Resource Center

Visit wayne-dalton.com/architect-resource-center to find our Architect Resource Center. In this tool, you will quickly find all of the specifications, drawings and documents you need to complete your project.

Wayne Dalton

DISTRIBUTED BY:

Wayne Dalton Sales Center of Windsor

13425 Desro Dr,

Tecumseh, ON N9K 0B7, Canada

(519) 735-7790

2501 S. State Hwy. 121 Bus., Ste 200
Lewisville, TX 75067

wayne-dalton.com

