

THERMOMARK™ 5155/5255

INSULATED SECTIONAL STEEL DOORS



INSULATED FLUSH DOORS PROVIDE EXCELLENT VALUE

ThermoMark™ 5155 and 5255 insulated doors combine strength, insulation, and aesthetic appeal for commercial projects requiring all three of these features.

Wayne Dalton ThermoMark™ insulated doors help improve thermal efficiency and provide year-round comfort to the building's occupants. Hot-dipped galvanized steel and rugged construction will give years of solid performance for the most demanding conditions.

■ EXCELLENT THERMAL QUALITIES

5155:
U-FACTOR  = 0.15
R-VALUE = 12.12


5255:
U-FACTOR  = 0.12
R-VALUE = 16.22

■ STANDARD SIZES UP TO
26' WIDE AND 20' HIGH

■ RUGGED AND DURABLE

THERMOMARK™ 5155/5255

STANDARD FEATURES OVERVIEW

THERMAL EFFICIENCY	MODEL 5155	MODEL 5255
U-FACTOR* 	0.15	0.12
R-VALUE**	12.12	16.22
THERMAL BREAK	Yes	Yes
AIR INFILTRATION†	0.23 cfm at 15 mph	0.07 cfm at 15 mph

CONSTRUCTION

MAX WIDTH	20'2	20'1
MAX HEIGHT	20'1	20'1
EXTERIOR STEEL	0.015" (.35 mm)	0.015" (.35 mm)
EXTERIOR SURFACE	Stucco embossed	Stucco embossed
INTERIOR SURFACE	Flush	Flush
STANDARD SPRINGS	10,000 cycles	10,000 cycles
SOUND TRANSMISSION	Class 20	Class 20
INTERIOR COLOR	White	White

WARRANTY

TERMS	Ten (10) years against delamination, cracking, splitting or deterioration due to rust-through.
-------	--

OPTIONS

- Chain hoist operation
- Motor operation
- High cycle spring (25k, 50k, 100k)
- 3" Track option
- Solid shafts
- Perimeter weatherseal
- Broken cable devices
- Sensing edges
- Photo eyes
- Special track designs
- Mullions



Wayne Dalton participates in the DASMA Thermal Performance Verification Program. The program verifies the thermal performance of sectional doors. The lower the U-factor rating, the better the thermal performance.





Symbol indicates verified U-factor rating in accordance with the DASMA Thermal Performance Verification Program.

*U-factor is independently tested and verified per ANSI/DASMA 105 using solid doors and specific product sizes.

**Wayne Dalton uses a calculated door section R-value for our insulated doors.

†Meets IECC® requirements for maximum U-factor of operable fenestrations and ASHRAE 90.1 and IECC® requirements for maximum air leakage of fenestration assemblies.

ThermoMark™ insulated doors are designed to deliver rugged durability combined with thermal efficiency.

These insulated doors, featuring CFC and HCFC-free polyurethane foam insulation. The ThermoMark™ 5255 is rated with a U-factor  of 0.12 and an R-value of 16.22, while the ThermoMark™ 5155 features a U-factor  of 0.15 and an R-value of 12.12.

MATERIALS AND CONSTRUCTION

The ThermoMark™ 5155 and 5255 both feature hot-dipped galvanized steel construction that is pre-painted prior to manufacturing with a two-coat system of polyester paint with a finished coat (includes primer).

The inside and outside skins are roll-formed and separated with a thermal break to eliminate thermal conductance.

Hinge locations have 20-gauge continuous back up plates for fastening. The bottom astragal is a two-piece bulb-type astragal to be attached to the interior skin.

Section ends have end caps of 18-gauge hot-dipped galvanized steel, and a between-section joint seal is standard.


Contact Wayne Dalton for additional sizes and colors.

FINISH OPTIONS


Stucco Embossed




White



Almond



Brown



Sandstone

Actual colors may vary from brochure due to fluctuations in the printing process. Always request a color sample from your Dealer for accurate color matching.

SECTIONAL STEEL DOORS



LITE OPTIONS



Vision lites



Full-view lites

DOOR CONSTRUCTION

Stucco steel back panels
for good looks and easy cleaning.

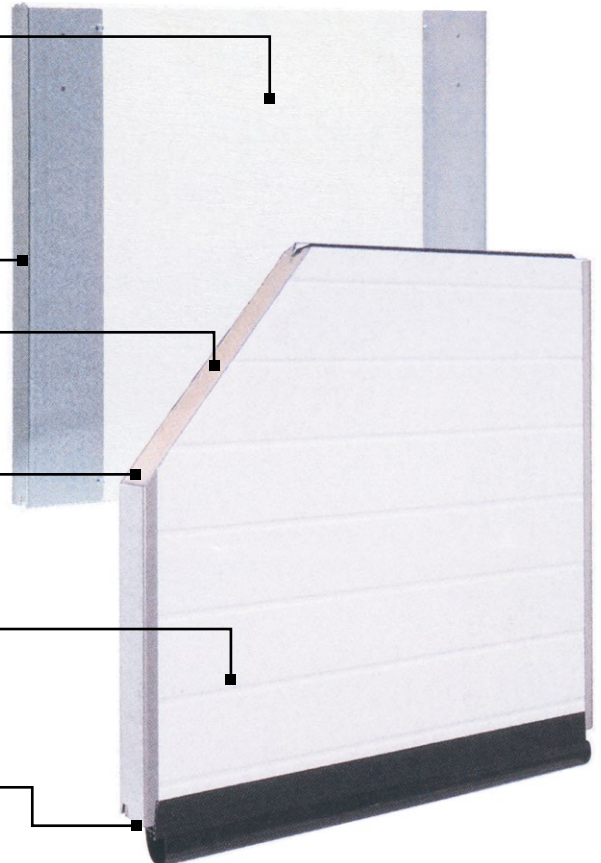
Hot-dipped, galvanized steel
wrap-around end caps add strength, rigidity and long life.

CFC and HCFC free
polyurethane foam.

Sound absorbing insulation
makes door quieter in operation;
reduces wind rattling.

Two-coat, baked-on polyester
finish makes surface virtually
maintenance free.

Bulb-shaped bottom seal
remains flexible even in extreme
cold to help keep the bad weather
outside.



GENERAL OPERATING CLEARANCES

TYPE	HEADROOM		SIDEROOM		DEPTH INTO ROOM	CENTER LINE OF SPRINGS	
	2" TRACK	3" TRACK	2" TRACK	3" TRACK	2" AND 3" TRACK	2" TRACK	3" TRACK
Standard Lift Manual 12" R	13"-17"	NA	4.5"	5.5"	Opening Height +18"	Opening Height +12"	N/A
Standard Lift Manual 15" R	15"-20"	16"-21"				Opening Height +13"	Opening Height +14"
Standard Lift Motor Oper. 12" R	15"-20"	NA			Opening Height +66"	Opening Height +12"	N/A
Standard Lift Motor Oper. 15" R	15"-20"	18"-24"				Opening Height +13"	Opening Height +14"
High Lift Manual	High Lift +12"		24" One Side		Opening Height -Lift +30"	Opening Height +Lift +6.5"	Opening Height +Lift +7.5"
High Lift Motor Oper.							
Vertical Lift Manual	Door Height +20"		4.5"	5.5"	Opening Height +18"	Double Door Height +13"	
Vertical Lift Motor Oper.			24" One Side				
Low Headroom Manual	6"-15"	6"-15"	6"	9"	Opening Height +20"-26"	N/A	
Low Headroom Motor Oper.	9"-17"	9"-17"			Opening Height +66"		

PANEL/SECTION SELECTION GUIDE

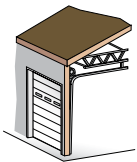
DOOR WIDTH	NUMBER OF PANELS	NUMBER OF LITES
8'2" to 9'2"	2	2
9'3" to 12'2"	3	3
12'3" to 16'2"	4	4
16'3" to 19'2"	5	5
19'3" to 24'2"	6	6
24'3" to 26'2"	7	7

DOOR HEIGHT	NUMBER OF SECTIONS
Up to 8'1"	4
8'2" to 10'1"	5
10'2" to 12'1"	6
12'2" to 14'1"	7
14'2" to 16'1"	8
16'2" to 20'1"	9
18'2" to 20'1"	10

NOTES:

- For low headroom, springs must be rear mount to achieve minimum headroom listed. Front mount torsion headroom depends on drum size, and varies over the range listed. See approval drawings.
- Side-room of 8" required, one side, for doors with chain hoist.
- Headroom depends on drum size, and varies over the range listed. See approval drawings.

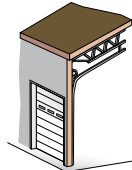
TRACK SELECTION GUIDE



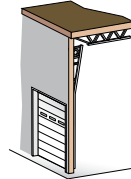
STANDARD LIFT



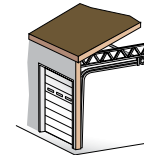
HIGH LIFT
break-away is standard, straight incline is available



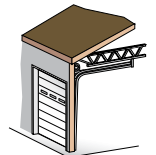
ROOF PITCH
standard or high lift



VERTICAL LIFT
break-away is standard, straight incline is available



LOW HEADROOM
rear mount torsion



LOW HEADROOM
front mount torsion



Architect Resource



Scan the QR code to go to our Architect Resource Center. In this tool, you will quickly find all of the specifications, drawings and documents you need for your project.

Wayne Dalton

DISTRIBUTED BY:

Wayne Dalton Sales Center of Windsor

13425 Desro Dr,

Tecumseh, ON N9K 0B7, Canada

(519) 735-7790

2501 S. State Hwy. 121 Bus., Ste 200
Lewisville, TX 75067

wayne-dalton.com

